

Composition notation (Theme: Egyptian)

Year 5 key knowledge

- To know that simple pictures can be used to represent the structure (organisation) of music.
- To understand that a slow tempo and a minor key (pitch) can be used to make music sound sad.
- To understand that in written staff notation, notes can go on or between lines, and that the lines show the pitch of the note.

You will create compositions related to Ancient Egypt and experimenting with notating using hieroglyphs.

Vocabulary

Notation	Written symbols used to represent music.	Melody	Notes of different pitches played in a sequence to create a tune.
Major	A tonality where the music sounds happy or bright.	Unison	Playing or singing notes at the same pitch at the same time.
Minor	A tonality where the music sounds sad or tense.	Structure	The overall organization of a piece of music.
Tempo	The speed or pace of the music.	Motif	A short musical phrase that is often repeated.

What are we learning?

1

In this lesson, you will sing with accuracy, fluency, control and expression

- You will sing in **unison**- Singing notes at the same pitch at the same time.
- Think about;
- Tempo**- how fast or slow the music is
 - Pitch**- how high or low the music is.
 - Rhythm**- a patten of long or short sounds




2

In this lesson, you will be using Egyptian hieroglyphs to **improvise** their own piece of music.

Improvisation- Making up music as it is played or performed.

Ensemble- A group of people who perform instrument or vocal music.

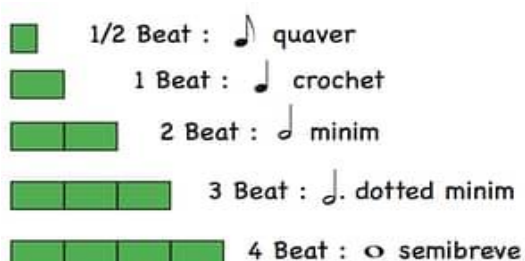
Notation- Written symbols used to represent musical notes.



3

In this lesson, you will be learning about notation

- Tempo**- How fast or slow the music is
- Ensemble**- A group of people who perform instrument or vocal music.



4

Pitch- How high or low a note or piece of music is.
Notation- Written symbols used to represent musical notes.

Composition- To create an original piece of music.






In this lesson, you will compose and perform your Egyptian farewell.

- **Compose**- To create an original piece of music.
- **Ensemble**- A group of people who perform instrument or vocal music.
- **Notation**- Written symbols used to represent musical notes.
- **Minor**- A tonality where the music sounds sad or tense.
- **Tempo**- how fast or slow a piece of music is.




Year 1, 2, 3 and 4 musical skills and elements.


Helpful links



Scan to learn more about musical notation.



Scan to learn more musical vocabulary and terms.



Scan to learn more about Egyptian music.