

Artist: Quentin Blake and Edward Ardizzone



Quentin Blake

- Born on **16th December 1932** in Kent, England.
- He is an **illustrator for children's books**-most famous for Roald Dahl.
- He works with the medium's **watercolour and black ink pens**
- He uses a **range of lines** to create his work.
- His work can be described as **'scruffy'** and **not neat**. This is because he uses his pen very freely and does not lean down heavily.
- Blake is a **contemporary artist (alive today)**



Edward Ardizzone

- He is a **modern artist (dead)**
- He uses the **same mediums** as Blake- **black ink pen and watercolour**.
- He too uses a range of lines- he also uses the skill of **cross-hatching**.
- Edward is an artist and an illustrator for children's books.



Year 4 Drawing Skills

1. Make informed choices in drawing Inc. paper and media.
2. Alter and refine drawings and describe changes using art vocabulary.
3. Collect images and information in a sketchbook.
4. Use research to inspire drawing from memory and imagination.

Year 4 painting skills

1. Make and match colours with increasing accuracy.
2. Use more specific colour language e.g. tint, tone, shade, hue.
3. Choose paints and implement appropriately.
4. Plan and create different effects and textures with paint according to what they need for the task.
5. Show increasing independence and creativity with painting process.

Vocabulary

| | | | |
|---------------------|--|---------------|--|
| Tint | Adding white to make a colour lighter | Proportion | The sizes of different features of the face and how they relate to each other. |
| Tone | How light or dark a mark or colour is. | Scale | Making a feature bigger or smaller in relation to another feature |
| Contemporary artist | An artist that is alive today | Modern artist | An artist that is dead |

What are we learning?

1



Edward Ardizzone

- **Modern artist**
- **Illustrator and artist.**
- Uses medium **black ink pen and watercolour**.
- **Cross-hatching**

Quentin Blake

- **Contemporary artist.**
- Famous illustrator for Roald Dahl.
- Uses mediums **black ink pen and watercolour**

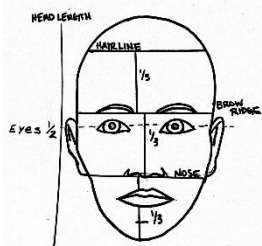


2

- Quentin Blake uses a variety of different **shapes and lines** to create his work.
- He uses the **mediums black ink fine line pens and watercolour**.



3



- **Proportion**- size of different features of face
- **Scale**- size of face

4



- **Tone**- How light or dark a mark or shade is.
- **Tint**- Adding **white** to make a colour **lighter**.
- **Proportion**- size of different features of face
- **Scale**- size of face

5




Planning your piece of work allows you to think about the **different lines** and **patterns** you are going to use. It allows you to think about which colours work well together (**analogous colours**)

When planning, think about;

- **Proportion**- size of different features of face
- **Scale**- size of face

6




- **Explain choices made** during the process, such as the planning and skills when creating the wire sculpture.
- Explain how the artwork is **similar/different** to Diane Komater's work
- Say what **worked well** and what could be **improved** with explanations




Year 1,2,3 and 5r drawing and painting skills


Helpful links



Draw along- Learn how to draw Willy Wonka



Scan here to join a lesson and create your own zoo animal in the style of Blake



Scan here to learn more about cross-hatching