


Artist: Sandra Silberzweig and Picasso



Sandra Silberzweig- Contemporary Artist.

She is a Canadian Artist who is diagnosed with a rare condition called as 'synesthesia'. People who have this condition, see, hear and taste colour. This means she experiences the world very differently to others. She uses her talents to create **tribal-like colorful portraits**. Picasso inspired her work.



Picasso- Modern Artist.

He was a famous **Spanish painter** and is considered one of the greatest in art history. He painted in a variety of styles but his **Cubism style** is what **inspired** Sandra Silberzweig



Year 3 Drawing Skills

1. Experiment with different grades of pencil and other mediums.
2. Use sketchbooks to collect and record visual information from different artists.
3. Draw for a long period of time on their own.
4. Use different media to achieve variations in line, texture, tone, colour, shape and pattern
5. Plan, refine and change drawing when necessary.

Year 3 Painting skills

1. Mix a variety of colours and know which primary colours make secondary colours.
2. Use a developed colour vocabulary.
3. Experiment with different effects and textures including blocking in colour, washes, thickened paint.
4. Work confidently on a range of scales e.g. think brushes on small pictures.

Vocabulary

| | | | |
|-----------------------|---|-------------------|---|
| Tone | How light or dark a mark or colour is. | Blending | Gently join 2 colours/tones together |
| Shading | Drawing darker pencil marks show darker tones | Smudging | A technique of shading by using your finger |
| Complementary colours | Pairs of colours that contrast with each other. When placed together they look brighter | Analogous colours | A group of colours that are beside each other on the colour wheel, such as blue, blue-green and green |

What are we learning?

1



Gestural drawing using charcoal


- Artist **Laura McKendry** uses **charcoal** to create gestural drawing of dogs.
- **Gestural drawing - free sweeping movement** of charcoal on page.
- Making marks/patterns with charcoal- hold charcoal loosely in hand and use fingers to smudge.



2



- Sandra Silberzweig is a **Canadian Contemporary Artist** born in the **1960s**.
- Her style of art is reflected through her condition- **synesthesia**.
- Artwork is **inspired** by **Picasso** and his **Cubism style**.
- She creates **tribal-like portraits** using **paints and pastels**.
- She uses **complementary colours** in her work and included various **patterns** and **lines** for detail.




3



- **Analogous colours**- groups of **3 colours** that are **next to each other** on the **colour wheel**, such as **blue, blue-green, green**. The 'blue-green' mix is an even mix of the 2 to balance.
- **Analogous colour schemes** are usually found in **nature**.
- **Blending**- Gently join two colours together
- **Smudging**- Using your finger to smear 2 colours together.

4



- Silberzweig uses the following techniques in her drawings;
- **Stippling**- placing lots of tiny dots on paper
- **Hatching**- drawing a series of parallel lines in the same direction.
- **Scumbling**- continuous circle marks without lifting the pencil.
- Use of **zigzag** lines.

5



- Planning your piece of work allows you to think about the **different lines** and **patterns** you are going to use.
- It allows you to think about which colours work well together (**analogous colours**)
- When planning, think about;
 - **Proportion**- size of different features of face
 - **Scale**- size of face

6




- **Explain choices made** during the process, such as selection of colours and lines/marks made.
- Explain how the artwork is **similar/different** to Sandra Silberzweig's work
- Say what **worked well** and what could be **improved** with explanations



Year 1 and 2 drawing and painting skills

Helpful links



Scan to practice mark making, lines and patterns



Scan to practice blending using a different medium (watercolour paint)



Scan to complete your Quiz